



The **GPM** manual pressure generators are a system created to solve the problems of calibration and checking of dial manometers, transducers, pressure transmitters and pressure switches with a first line sample carrying ACCREDIA certification.

The pressure fluid is pressurised by means of an internal piston, which allows micrometric adjustment of the pressure with very low effort, thanks to a screw system.

The structure is in stainless steel (GPM2000 and GPM3000) or aluminium (GPM700) for easier handling, and comprises a central reservoir for the hydraulic circuit fluid, a drain ball valve, a system for sealing the reservoir for transport, and two ½ Gas connections for connecting the sample manometer and manometer to be tested to the device for calibration.

All generators are complete with a preload manual pump used for rapid filling of the circuit before the pressure regulation.

The generators are complete with **gaskets** and **with travelling case** including two compartments for the sample manometers.

Main application is directly linked to companies or laboratories that are Quality certified and have the need of monitoring their own pressure indicators at regular intervals with a first line sample.

Main characteristics

GPM700 regulating range from **0** to **700 bar**

Operation with mineral oil

Built-in tank of 33 cc with gasket for the hermetic closure during transport

Ball valve for rapid discharge pressure that close and open the hydraulic circuit

Preload manual pump used for rapid filling of the circuit before the pressure regulation

Rotating couplings with by O-rings sealed G ½ - female thread

Anodized aluminium and stainless steel structure

Weight ~6.3 kg only generator, Weight ~8.3 kg with travelling case

Caps for sealing of the hydraulic circuit during transport

ABS travelling case, dimensions 465 x 370 x 175 mm

Working temperature 0 ... 40 °C

CE compliance

GPM2000 regulating range from **0** to **2000 bar**

GPM3000 regulating range from **0** to **3000 bar**

Operation with mineral oil

Built-in tank of 33 cc with gasket for the hermetic closure during transport

Ball valve for rapid discharge pressure that close and open the hydraulic circuit

Preload manual pump used for rapid filling of the circuit before the pressure regulation

Rotating couplings with by O-rings and / or steel cone sealed G ½ - female thread

Stainless steel structure with aluminium support for mounting on the supporting plane

Weight ~14.6 kg only generator, Weight ~16.7 kg with travelling case

Caps for sealing of the hydraulic circuit during transport

ABS travelling case, dimensions 465 x 370 x 175 mm

Working temperature 0 ... 40 °C

CE compliance - **PED** directive 97/23/CE (PS>1000 bar; A module, pressure accessory)

Included Accessories


Italian and English operation and maintenance manual



ABS travelling case



Set of O-rings and cones stain steel

Cono tenuta → 

or112 → 

Set of O-rings

or112 → 

Accessories to be purchased separately

Sample pressure gauges.

The generator must be equipped with reference instrumentation for the measurement of the pressure generated, may be necessary digital pressure gauges flow rates, depending on the field of use.

For example if we want to cover a range from 1 bar to 1000 bar are required 3 pressure gauges.

Sample pressure gauge to **1000 bar** covering the range from 1000 to 100 bar.

Sample pressure gauge to **100 bar** covering the range from 100 to 10 bar.

Sample pressure gauge to **10 bar** covering the range from 10 to 1 bar.



Available models:

LabDMM Class 0.05%

Bit02B Class 0.20% or Class 0.10%

JET Class 0.20% or Class 0.10%

The class of the pressure gauge sample must be chosen according to the class of pressure gauges to be calibrated.

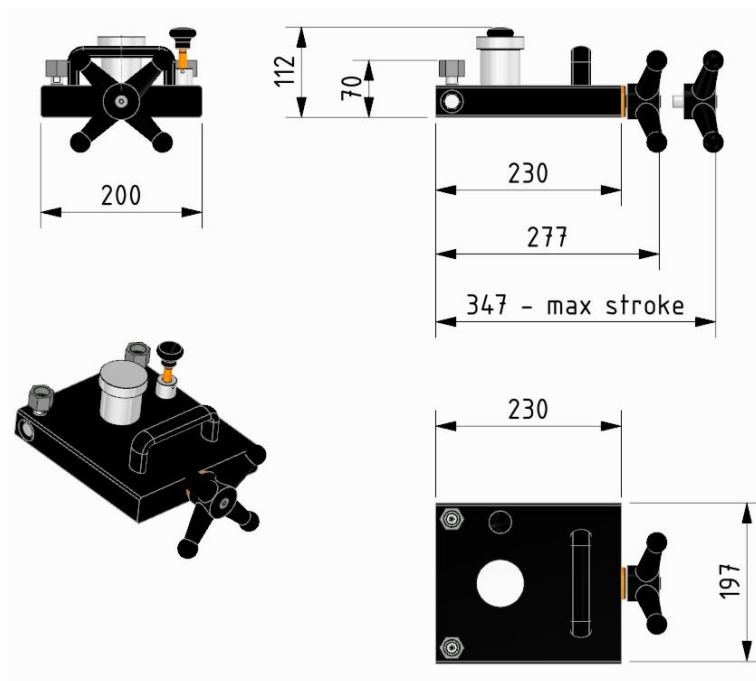
Software: PresKAL

Program designed to facilitate calibration and metrological confirmation of gauges that measure in accordance with the international regulation EN ISO 9001.

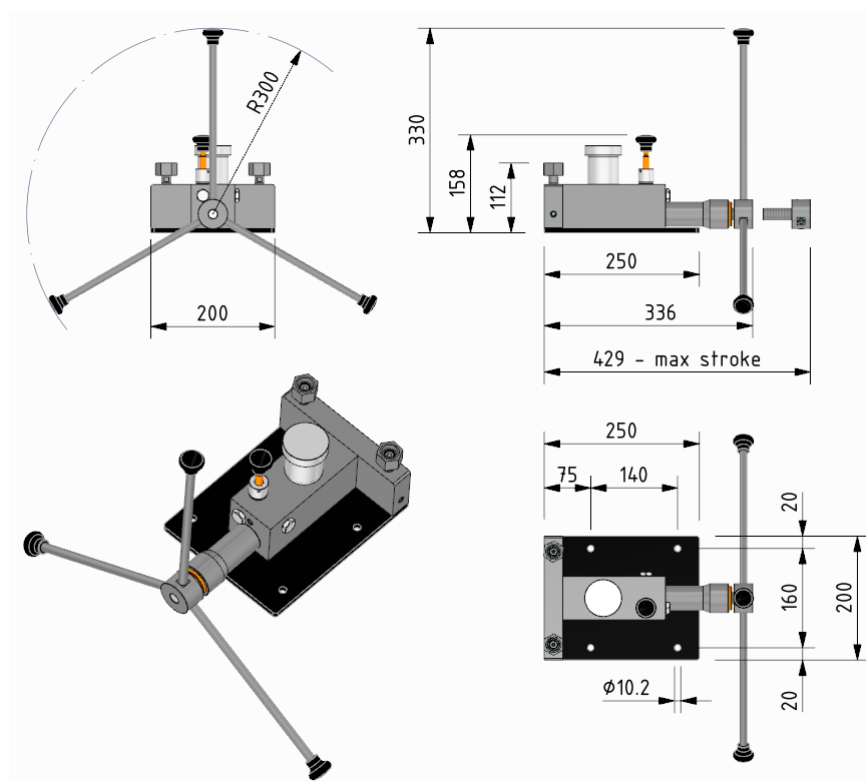
The procedure of calibration and calculations are carried out in accordance with the requirements of the "Guide for the calibration of pressure gauges" EA-10/17.



Dimensions (mm) GPM700



Dimensions (mm) GPM2000 and GPM3000



AEP transducers


Dasa-Rägister
EN ISO 9001:2008
IQ-1100-01


LAT N° 093
Calibration Centre
The products are NOT
covered by accreditation

ATEX 
Production Quality
Assurance Certified n°
TÜV CY 17 ATEX 0205891 Q

In order to improve the technical performances of the product, the company reserves the right to make any change without notice.