

MANOSTAT PRECISION PRESSURE REGULATOR SERIES MANUALLY OPERATED

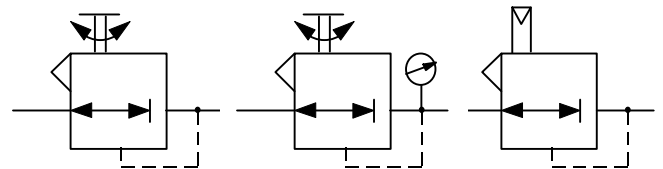
FEATURES

- Reliable, durable
- Precise regulation
- Excellent setting sensitivity
- High relief capability
- Versatile design for varied applications

GENERAL DESCRIPTION

The manostat precision pressure regulator series are designed for critical pressure control applications and have demonstrated outstanding reliability and durability in many thousands of applications worldwide. It is suitable for dead-end (closed load) conditions and can be supplied on its own or with a visual display dial.

Other versions include; plunger, lever operated and volume boosting air relay (see separate datasheet).



Functional Symbols

TECHNICAL DATA

PNEUMATIC

- Output Signal See ordering information. Pressure range can be limited by resetting the locknuts provided
- Air Supply Oil free, dry air or other dry gases, filtered to better than 25 microns; at least 0.2bar (3psig) above output pressure to a maximum of 10bar (150psig, 1000kPa)
- Flow Capacity Up to 300NI/min (10scfm). High relief version available (applications requiring rapid exhaust)
- Air Consumption 0.2 l/min (0.006scfm) at 1bar (15psig); 0.3 l/min (0.01scfm) at 1.7bar (25psig); 0.6 l/min (0.02scfm) at 4bar (60psig); 1.2 l/min (0.04scfm) at 8bar (120psig) (typical values at maximum supply pressure)
- Response Time less than 0.2 seconds for 50% load change
- Regulation Accuracy % output change for 1bar/15psi supply pressure change at mid-range output: 0.1% (0.14bar/2-25psi), 0.05% (0.14-4bar/2-60psi), 0.02% (0.14-8bar/2-120psi)
- Sensitivity Better than 0.3mbar (0.005psi)
- Hysteresis and Repeatability Typically less than 0.05% setting at mid-range
- Temperature Effect Typically better than $\pm 1\%$ change of full span between -20°C and +70°C
- Connections 1/4" NPT female standard (plus two integral 1/4" NPT gauge ports); others on request

MODEL TYPES

- Handwheel: Basic manostat unit with pressure adjusting handwheel; mounting in any attitude, integral mounting nut supplied
- Dial manostat: Manual pressure loading unit combining a manostat regulator with a 4" diameter gauge
- DIN manostat: As above but with a DIN standard pressure gauge
- DMW: Weatherproof version of dial manostat with 100mm diameter gauge; pneumatic connections taken to lower face of casing; surface or post mounting (yoke supplied suitable for a 50mm/2" diameter post); casing is polycarbonate, grey finish to IP55
- Volume Boosting Air Relay (manual bias): Remote control of regulated pressures is possible with minimal air usage; positive or negative bias between pilot signal and regulated pressure can be set up of up to 2bar/30psig

PHYSICAL

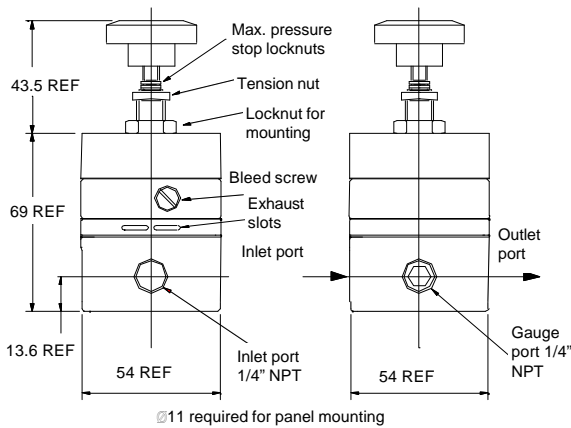
- Operating Temperature -20°C to +70°C
- I.P. Rating IP65
- Vibration The unit is unaffected by moderate vibration
- Material of Construction Zinc diecasting passivated and epoxy painted, Beryllium copper capsule; Nitrile diaphragms

Note: a small pressure (<2psig, 0.14bar) will show at the lower end of dial manostats gauge scale (due to regulator servo operation)

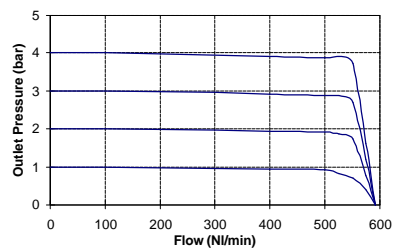
HANDWHEEL MANOSTAT DIAGRAMS

CHARACTERISTIC GRAPHS

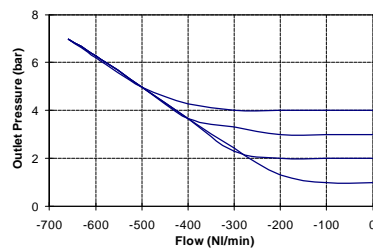
Handwheel Manostat



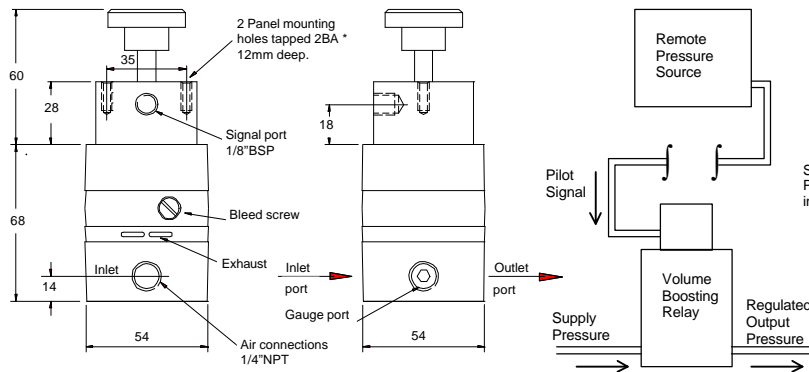
Forward Flow Characteristics
(Supply Pressure 7bar)



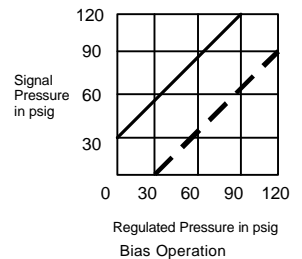
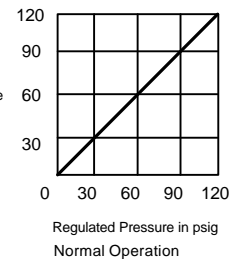
Relief Flow Characteristics
(Supply Pressure 7bar)



Manual Bias Relay



Manual Bias Relay



ORDERING INFORMATION

Handwheel manostats		
Output pressure		Order code
0.14-1.7bar, 2-25psig	Standard	53100200R
	High Relief	53120200R
0.14-4bar, 2-60psig	Standard	53100300R
	High Relief	53120300R
0.14-8bar, 2-120psig	Standard	53100400R
	High Relief	53120400R

Manual bias relay		
Output pressure		Order code
0.2-1bar, 3-15psig	Standard	53220100R
	High Relief	53230100R
0.14-8bar, 2-120psig	High Relief	53220400R
	Standard	53230400R

Options to special order: Captured bleed version of handwheel manostat suitable for natural gas applications available. Factory fitting of a reduction gearbox to handwheel manostat (change "00R" to "96R"). Yoke mounting for Weatherproof Manostat (change "00R" to "10R"). Alternative pneumatic connections. Low pressure versions of standard models.

WatsonSmith

HISPACONTROL S.L.,
Pº Delicias 65 Bis
28045 Madrid
Tel. 915.308.552
Fax. 914.673.170
Email. hc@hispacontrol.com
Web. www.hispacontrol.com

IMI

A subsidiary of IMI plc



THE QUEEN'S AWARD FOR
EXPORT ACHIEVEMENT

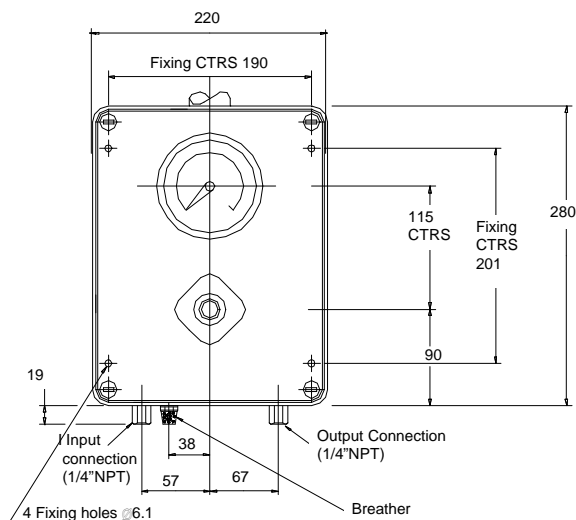
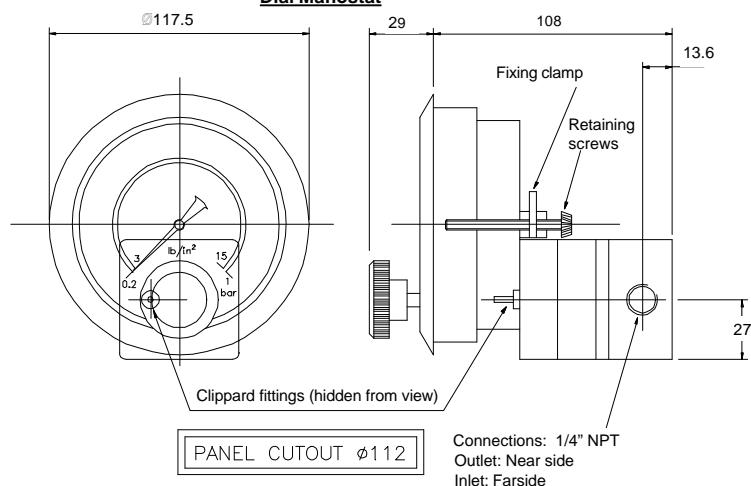


Registered in England
1691122

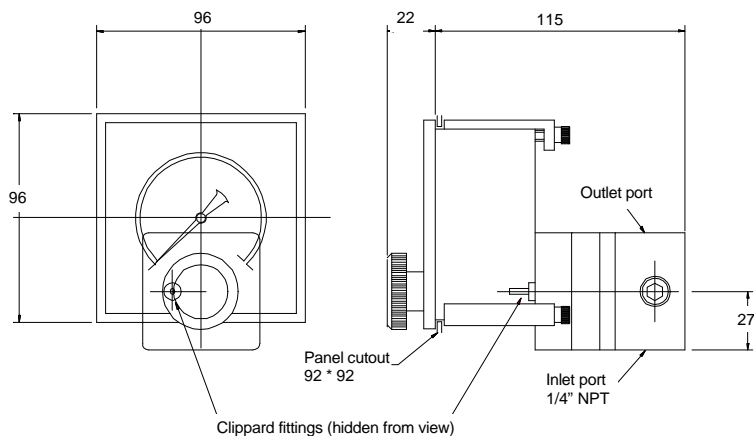
Our policy is one of continuous research and development. We therefore reserve the right to amend without notice the specifications given in this document. Customers are responsible for ensuring that the product is used only for the purpose for which it is intended. In case of doubt Watson Smith will be pleased to advise. WatsonSmith is a registered trade mark of IMI Watson Smith Ltd.

DIAL / DIN MANOSTAT DIAGRAMS

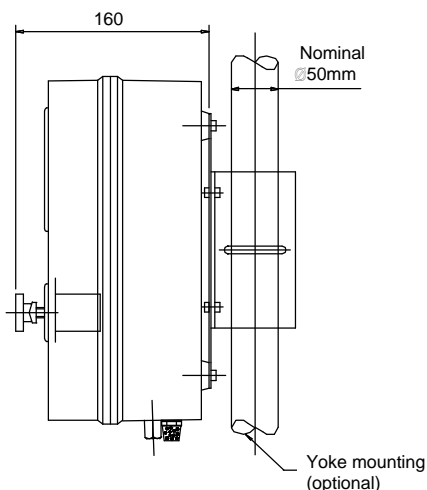
Dial Manostat



DIN Manostat



Weatherproof Dial Manostat



ORDERING INFORMATION

DIN / Dial manostats				
Pressure range	Scale	Dial	DIN	Weatherproof (DMW)
0.2-1bar, 3-15psig	Dual	53300100R	53310100R	53320100R
0-2bar, 0-30psig	Dual	53301200R	53311200R	T.B.A
0-4bar, 0-60psig	Dual	53301300R	53311300R	T.B.A
0-8bar, 0-120psig	Dual	53301400R	53311400R	53321400R
0.2-1bar	0-100%	53309000R	53319000R	53329000R
3-15psig	0-100%	53309100R	53319100R	53329100R
20-100kPa	0-100%	53309200R	53319200R	53329200R

Options to special order: Captured bleed version of handwheel manostat suitable for natural gas applications available. Factory fitting of a reduction gearbox to handwheel manostat (change "00R" to "96R"). Yoke mounting for Weatherproof Manostat (change "00R" to "10R"). Special scale calibrations for Dial Manostats. Alternative pneumatic connections. Low pressure versions of standard models.

WatsonSmith

HISPACONTROL S.L.

Pº Delicias 65 Bis

28045 Madrid

Tel. 915.308.552

Fax. 914.673.170

Email. hc@hispacontrol.com

Web. www.hispacontrol.com

IMI

A subsidiary of IMI plc



Registered in England
1691122

Our policy is one of continuous research and development. We therefore reserve the right to amend without notice the specifications given in this document. Customers are responsible for ensuring that the product is used only for the purpose for which it is intended. In case of doubt Watson Smith will be pleased to advise. WatsonSmith is a registered trade mark of IMI Watson Smith Ltd.